



## Connecting to the Eduroam Wireless Network

### What is Eduroam?

Eduroam is a global wireless network which allows users to connect with the same username and password anywhere that it is offered in the world. Many higher education and K-12 organizations, as well as government, libraries, municipal, and businesses have adopted this system to facilitate users getting connected to the Internet. This is by its nature a free service to end users and the only requirement is that your educational institution provides you with a single username and password to use wherever you may be in the world.

### Eduroam and Internet Content Filtering

Because the eduroam network is hosted by each organization that hosts it, each network is filtered according to the policy of that organization. Because of this it is possible that each location you find yourself logging into eduroam may require you to install certificates or even filter you differently. Those things cannot be controlled by ICSD technical staff. Anything you find yourself being filtered from while you are inside of ICSD facilities, is controlled by our technical staff.

### ICSD and Eduroam

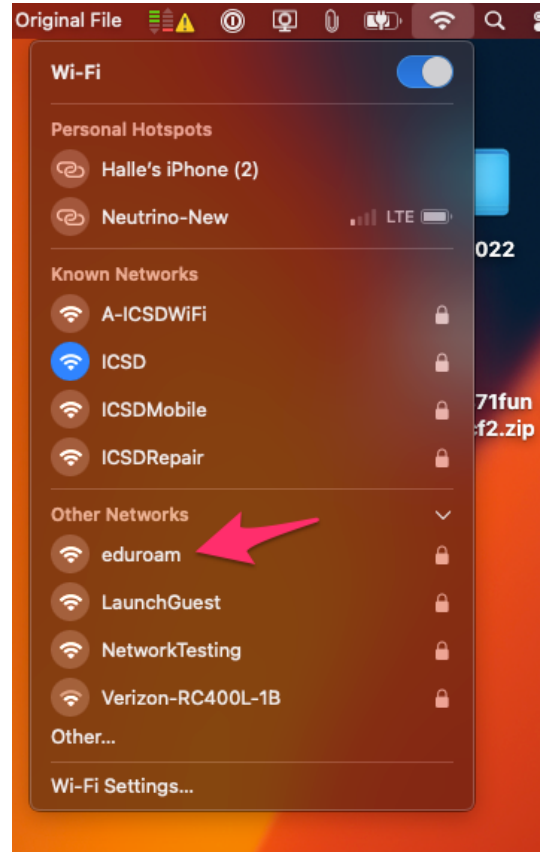
Starting this year we will be providing ICSD faculty and staff end users with Eduroam Access in the form of your existing Active Directory Username and Password. There will only be a minute change to the way you have already been logging in to the ICSD wireless. This is the pattern ICSD staff will follow:

**firstname.lastname@icsdtech.net**

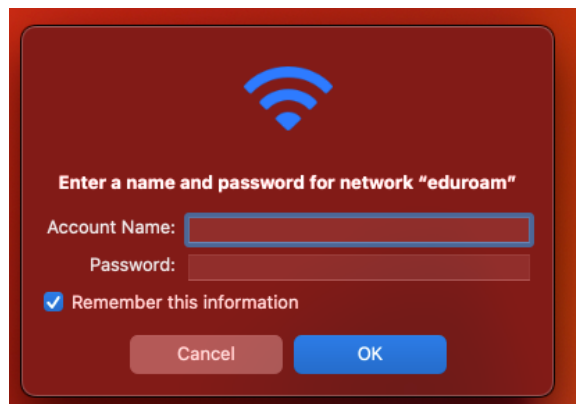
### Getting Connected

The following is the process that we will follow to get connected to Eduroam:

- 1 Go to the wireless menu, select 'Other Networks' if eduroam does not show up.

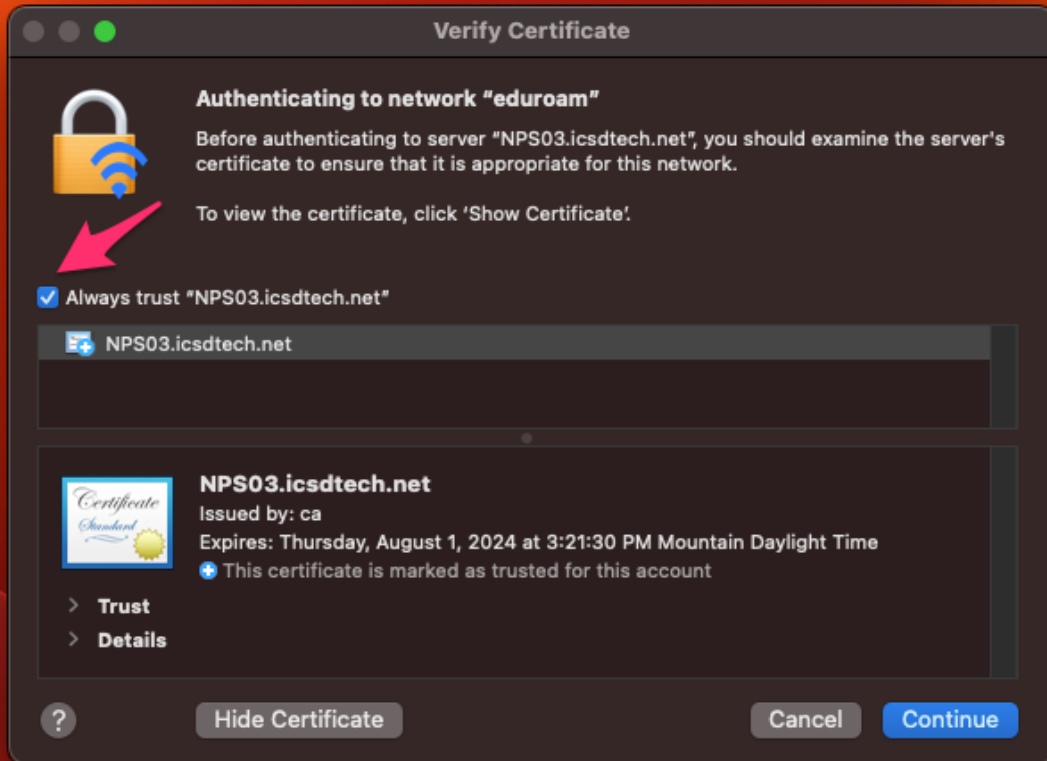


- 2 Once you select eduroam it will be necessary to enter **your** username in the format of: `firstname.lastname@icsdtech.net`. (Make sure that the 'Remember this information' box is checked.)



3

As soon as you provide suitable credentials to login you will be presented with a certificate. Show the certificate and make sure that it is **'TRUSTED'**. Trusting the certificate will require you to provide the password of your account on the computer or device that you are using.



4

If you are seeing eduroam highlighted in blue you are connected. Congratulations!



**If you care to know**

This is how eduroam handles your user authentication wherever you go:

